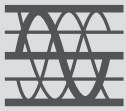
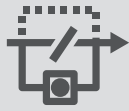


HSTP3T150KE/HSTP3T200KE/HSTP3T250KE
HSTP3T300KE/HSTP3T400KE/HSTP3T500KE

3-PHASE ONLINE UPS TO ACHIEVE POWER REDUNDANCY



Three-phase
Design



Online (Double
Conversion) UPS
Topology



ECO Mode



LCD Touch Panel



UPS Parallel
Expansion



Dual Inputs

The 3-Phase UPS with parallel expansion capability to achieve N+X power redundancy for enterprise applications

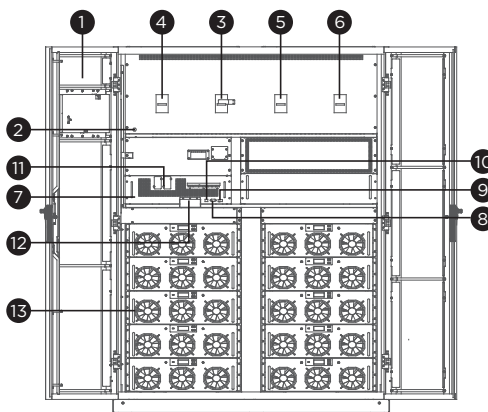
Designed for server room and data center applications, the HSTP3T (3-Phase) Series adopts double-conversion topology to provide seamless Pure Sine Wave output. The products also adopt ECO Mode to save on energy costs, Smart Battery Management (SBM) to extend battery lifespan, and multifunction LCD readout to display precise information. The power management software allows users to easily control and monitor the UPS system.

SERIES FEATURES

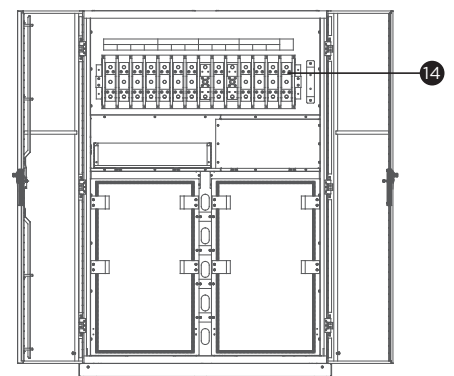
- Three-phase Design
- Online (Double Conversion) UPS Topology
- Hot-swappable Power Modules
- ECO Mode
- Color LCD Panel
- LCD Touch Panel
- UPS Parallel Expansion
- Dual Inputs
- Generator Compatible
- Pure Sine Wave Output
- Overload Protection
- Maintenance Bypass Switch
- LCD Status Display
- Emergency Power Off (EPO) Port
- SNMP/HTTP Remote Management Capability (Optional)
- PowerPanel Management Software

PRODUCT CALLOUTS

1. LCD Control Panel
2. Battery Cold Start Button
3. Maintenance Bypass Circuit Breaker
4. Main Input Circuit Breaker
5. Bypass Input Circuit Breaker
6. Output Circuit Breaker
7. Dry Contact
8. RS232
9. RS485
10. USB Port (Optional)
11. SNMP/HTTP Network Slot
12. Parallel Port
13. Power Module
14. Terminal Block



HSTP3T400KE



HSTP3T500KE



TECHNICAL SPECIFICATIONS

Model Name	HSTP3T150KE	HSTP3T200KE	HSTP3T250KE	HSTP3T300KE	HSTP3T400KE	HSTP3T500KE
General						
Phase	Three Phase					
Form Factor	Tower					
Energy Saving Technology	Online ECO Mode Efficiency > 98%					
Normal Mode Efficiency (%)	96%					
Battery Mode Efficiency (%)	96%					
Parallel Expansion (Max. Units)	4				3	
Input						
Dual Power Inputs	Yes					
Nominal Input Voltage (Vac)	Line to Neutral (L-N):220, 230, 240 Vac, Line to Line (L-L):380, 400, 415 Vac					
Input Voltage Range (Vac)	Line to Neutral (L-N):132 - 276 Vac, Line to Line (L-L):228 - 478 Vac					
Input Frequency (Hz)	50 ± 3, 60 ± 3					
Input Frequency Range (Hz)	40 - 70					
Input Power Factor	0.99					
Output						
Capacity (VA)	150000	200000	250000	300000	400000	500000
Capacity (Watts)	135000	180000	225000	270000	360000	450000
Rated Output Voltage (Vac)	Line to Neutral (L-N):220, 230, 240 Vac, Line to Line (L-L):380, 400, 415 Vac					
Output Voltage Tolerance (%)	1.5%					
Output Frequency (Hz ± %)	50 ± 0.1, 60 ± 0.1					
Power Factor	0.9					
Overload Protection (Line Mode)	105-110% Load for 60 min, 110-125% Load for 10 min, 125-150% Load for 1 min, >150% Load Immediately					
Crest Factor	3:1					
Harmonic Distortion (Linear Load)	THD<1%					
Harmonic Distortion (Non-linear Load)	THD<5.5%					
Battery						
Compatible Battery Types	VRLA, AGM, Gel, Wet					
Recharge Power (%)	Default 10% (Selectable from 1-20%x UPS Capacity)					
Charger Voltage Tolerance (%)	≤ 1 %					
Battery Solution	Extended Battery					
Battery Voltage (V)	±240 (480)					
Compatible Extended Battery Cabinet (EBC)	SMBF17, SMBF20, SMBF26, SMBF40, SMBF65, BCA100N125, BCA12N63, BCA20N125, BCA40N125					
External Battery Quantity	12V x 40pcs					
Management & Communications						
LCD Panel	Yes					
LCD Types	Color LCD, LCD Touch Panel					
LCD Information Display	Operation Type, Power Status, Battery Status, Load Status, Fault & Warning, Other Information, Event & Log					
LCD Setting & Control	Mode Setting, Input & Output, Battery Setting, Communication, Event & Log, Security Setting, Language					
LED Indicators	Yes					
Serial Port	RS232 x 1 + RS485 x 1 + Dry Contact x1					
Dry Contact (with Relay)	Yes					
Emergency Power Off (EPO) Port	Yes					
Power Management Software	PowerPanel Business (Recommended)					
SNMP/HTTP Remote Monitoring	Yes - with optional RMCARD205					
Physical						
Ingress Protection	IP20					
Physical Size - UPS Module						
Dimensions (WxHxD) (mm.)	650 x 1600 x 960		650 x 2000 x 960		1300 x 2000 x 1100	
Weight (kg.)	305	350	445	490	810	900
Environmental						
Operating Temperature (°C)	0 - 40					
Operating Relative Humidity (Non-condensing) (%)	0 - 95					
Operating Elevation (feet/meters)	≤1000, Load Derated 1% per 100m from 1000m and 2000m					
Storage Temperature (°C)	-40 - 70					
Storage Relative Humidity (Non-condensing) (%)	0 - 95					
Certifications						
Certifications*	CE, IEC62040-1, IEC62040-2					

*Certifications may vary according to different regions. Visit www.cyberpower.com for more information.
#All specifications are subject to change without notice.

